



Patient Monitor

www.ebionet.com

BM3 Touch

Premium patient monitor for ward
8" touch screen LCD monitor



SUPERIOR ADVANTAGES

- ▶ ECG, SpO₂, NIBP, Respiration, Temperature, EtCO₂
- ▶ 8" color TFT LCD Touch screen for a clear view
- ▶ Individual sweep speed setting for each parameter
- ▶ 168 full hours trend data are stored
- ▶ SpO₂ measurement with very low perfusion detection and pulse beep
- ▶ 2 traces ECG
- ▶ Screen freeze on/off
- ▶ External VGA output for large screen (Option)
- ▶ Connected to BM Central monitoring system using LAN or W-LAN
- ▶ Li-ion Battery with longer time life (1.5 hours for continuous operation)

PERFORMANCE

- ▶ High-performance ECG detection and analysis
 - Enhanced Input impedance for dry skin or electrode patch
 - ST level, PVC count real-time display
 - 3 kinds of Arrhythmia analysis
 - Pacemaker detection function
- ▶ Enhanced data management
 - Graphical and Tabular Trends
 - 20cases * 10 sec alarm waveform are stored, reviewed and printed

SPECIFICATIONS

General

Display, Resolution	8" color TFT LCD with Touch Screen, 800 x 600 pixels
Dimension, Weight	238(W) x 250(H) x 163(D) mm, Approx. 3.7kg
Trace	4 waveforms : 2*ECG, SpO ₂ , Respiration Sweep speed : 6.25, 12.5, 25, 50 mm/sec
Indicators	Categorized alarms (3 priority levels) Visual alarm QRS beep & SpO ₂ Pulse beep Percent(%) SpO ₂ pitch tone Battery status, External Power LED Rotary knob
Interfaces	Power supply : AC 100-240V(50/60Hz) DC input connector : 18VDC, 2.5A Defibrillator Sync. Output : - Signal Level : 0 to 5 V pulse - Pulse Width : 100 ± 10 ms LAN digital output for transferring data Nurse Call System connection : - 0.3A at 125 VAC - 1A at 24 VDC External VGA monitor connection DC output : 5VDC, 1A Max
Battery	Rechargeable Li-ion battery, 1.5 hours for continuous operation
Thermal Printer (Option)	Speed : 25, 50 mm/sec Paper Width : 58mm
Data Storage	128 hours trends, 20cases of 10sec alarm waveform
Language	English, French, Spanish, Italian, German, Chinese, Russian, Czech, Polish, Turkish, Romanian, Portuguese, Bulgarian, Hungarian, Korean

Accessories

Standard	3-lead patient cable	1ea
	Electrodes	10ea
	NIBP extension hose(3m)	1ea
	Reusable adult cuff (23-33/27.5-36.5 cm)	1ea
	SpO ₂ extension cable(2m)	1ea
	Reusable adult SpO ₂ probe	1ea
	DC adapter(18VDC, 2.5A) with power cord	1ea
Optional	Paper roll(2 rolls are included in printer type)	
	Reusable temperature probe(Surface/Rectal)	
	5-lead patient cable	
	NIBP cuff(Reusable/Disposable)	

Order Specification

Ordering Name	Function description
BM3 Touch	ECG, SpO ₂ , Bionet NIBP, Temperature, EtCO ₂ (Option)

CARDIO CONSUMABLES PVT. LTD
NO : 153, 18th STREET,
CHOWDRY NAGAR,
VALASARAVAKKAM,
Chennai - 600 087
Contact : 044-24864177 / 24866177



1101 11F E&C Venture Dream Tower 3rd, 197 - 33
Guro - Dong, Guro- Gu, Seoul, Korea 152 - 050 | sales@ebionet.com | www.ebionet.com

Performance

ECG

Lead Type	3-lead, 5-lead(option)
Lead Selection	3-lead : I, II, III 5-lead : I, II, III, aVR, aVL, aVF, V(Option)
ECG waveforms	3-lead : 1 channel 5-lead : 1 channel(option)
Heart Rate Range	Adult : 30 to 300 bpm, Neonate/Pediatric : 30 to 350 bpm
Heart Rate Accuracy	± 1bpm or ± 1%, whichever is greater
Sweep speed	6.25, 12.5, 25, 50 mm/sec
Filter	- Diagnosis : 0.05 to 150 Hz - Monitoring : 0.5 to 40 Hz - Moderate : 0.5 to 25 Hz - Maximum : 5 to 25 HZ
S-T segment detection range	-2.0 to 2.0 mV
Arrhythmia analysis	ASYSTOLE, VTACH, VFIB
Pacemaker Detection Mode	Indicator on waveform display (user selectable)
Protection	Against electrosurgical interference and defibrillation

Respirations

Method	Thoracic impedance
Channel Selection	RA-LA or RA-LL
Measurement range	5 to 120 Breath per minute
Accuracy	± 1breath per minute
Apnea alarm	Yes

SpO₂

Saturation range	0 to 100%
Saturation accuracy	70 to 100% ±2 digits, 0 to 69% unspecified
Pulse rate range	30 to 254 bpm
Pulse rate accuracy	± 2 bpm

Bionet NIBP

Method	Oscillometry
Operation Mode	Manual/Automatic/Continuous
Pressure range	0 to 300mmHg (Accuracy ±3mmHg)
Measurement range	Adult Pressure : 20 to 260 mmHg Pediatric Pressure : 20 to 230 mmHg Neonate Pressure : 20 to 120 mmHg
Accuracy	Mean error : less than ±5 mmHg Standard deviation : less than 8 mmHg

Temperature

Measurement range	0 to 50°C (32 to 122°F)
Accuracy	25°C to 50°C : ±0.1°C 0°C to 24°C : ±0.2°C
Compatibility	YSI Series 400 temperature probes

Mainstream EtCO₂, Sidestream EtCO₂ - Respironics (Option)

Measurement range	0 to 150 mmHg, 0 to 19%
Accuracy	0-40mmHg ±2 mmHg, 41-70mmHg ±5% of reading 71-100mmHg ±8% of reading 101-150mmHg ±10% of reading
Respiration rate	0 to 150 breath per minute (Mainstream EtCO ₂) 2 to 150 breath per minute (Sidestream EtCO ₂)
Respiration accuracy	±1breath per minute

* Specifications can be changed without prior notification.
* You may have distortion or signal noise when you use nonstandard or other brand's accessories.
We strongly recommend you use only the authorized accessories which we supply.

SPECIFICATIONS

General

Display, Resolution	10.4" color TFT LCD, 800 x 600 pixels
Dimension, Weight	270(W) x 250(H) x 184.5(D) mm, Approx. 4.0kg
Trace	6 waveforms : 2*ECG, SpO ₂ , RR or EtCO ₂ , 2*IBP Sweep speed : 6.25, 12.5, 25, 50 mm/sec
Indicators	Categorized alarms (3 priority levels) Visual alarm lamp handle QRS beep & SpO ₂ Pulse beep Percent(%) SpO ₂ pitch tone Battery status, External Power LED Rotary knob
Interfaces	Power supply : AC 100-240V(50/60Hz) DC input connector : 18VDC, 2.5A Defibrillator Sync. Output : - Signal Level : 0 to 5V pulse - Pulse width : 100 ± 10ms LAN digital output for transferring data Nurse Call System connection : - 0.3A at 125 VAC - 1A at 24 VDC External VGA monitor connection DC output : 5VDC, 1A Max
Battery	Rechargeable Li-ion battery, 1hour for continuous operation
Thermal Printer(Optional)	Speed : 25,50mm/sec, Paper width : 58mm
Data Storage	128hours trends 20cases of 10sec alarm waveform
Language	English, French, Spanish, Italian, German, Chinese, Russian, Czech, Polish, Turkish, Romanian, Portuguese Bulgarian, Hungarian, Korean

Accessories

Standard	5-lead patient cable	1ea
	Electrodes	10ea
	NIBP extension hose(3m)	1ea
	Reusable adult cuff(25-35cm)	1ea
	SpO ₂ extension cable(2m)	1ea
	Reusable adult SpO ₂ probe	1ea
	DC adapter(18VDC, 2.5A) with power cord	1ea
Optional	Paper roll(2 rolls are included in printer type)	
	Reusable temperature probe (Surface/Rectal)	
	IBP transducer set (Disposable/Reusable)	
	Sidestream EtCO ₂ module (Respironics)	
	Mainstream EtCO ₂ module (Respironics)	
	Sidestream EtCO ₂ airway adapter kit	
	Mainstream EtCO ₂ airway adapter kit	
	3-Lead patient cable	
	10-Lead patient cable	
	NIBP cuff(Reusable/Disposable)	

Order Specification

Ordering Name	Function description
BM5	7Ch, ECG, SpO ₂ , Bionet NIBP, 2TEMP, 2IBP, EtCO ₂
BM5 XP	7Ch, ECG, SpO ₂ , Suntech NIBP, 2TEMP, 2IBP, EtCO ₂
BM5 CS	12Ch ECG, SpO ₂ , Bionet NIBP, 2TEMP, 2IBP, EtCO ₂
BM5 CX	12Ch ECG, SpO ₂ , Suntech NIBP, 2TEMP, 2IBP, EtCO ₂

Optional Module

Mainstream EtCO ₂ module(Respironics)
Sidestream EtCO ₂ module(Respironics)

CARDIO CONSUMABLES PVT. LTD
NO : 153, 18th STREET,
CHOWDRY NAGAR,
VALASARAVAKKAM,
Chennai - 600 087
Contact : 044-24864177 / 24866177



1101 11F E&C Venture Dream Tower 3rd, 197 - 33
Guro - Dong, Guro- Gu, Seoul, Korea 152 - 050 | sales@ebionet.com | www.ebionet.com

Performance

ECG

Leads Type	3-lead, 5-lead
Lead Selection	3-lead : I, II, III 5-lead : I, II, III, aVR, aVL, aVF, V
ECG waveforms	3-lead : 1 channel 5-lead : 2/7 channels
Heart Rate Range	Adult : 30 to 300 bpm, Neonate/Pediatric : 30-350 bpm
Heart Rate Accuracy	± 1bpm or ± 1%, whichever is greater
Sweep speed	6.25, 12.5, 25, 50 mm/sec
Filter	- Diagnosis : 0.05 to 150 Hz - Monitoring : 0.5 to 40 Hz - Moderate : 0.5 to 25 Hz - Maximum : 5 to 25 Hz
S-T segment detection range	-2.0 to 2.0 mV
Arrhythmia analysis	ASYSTOLE, VTACH, VFIB, BIGEMINY, ACCVENT, COUPLET, IRREGULAR, PALUSE, PVC, RONT, TRIGMINY, VBRADY, SHORTRUN
Pacemaker Detection Mode	Indicator on waveform display (user selectable)
Protection	Against electrosurgical interference and defibrillation

12 Channel ECG (Option)

Lead type	3-lead, 5-lead, 10-lead
Lead Selection	3-lead : I, II, III 5-lead : I, II, III, aVR, aVL, aVF, V 10-lead : I, II, III, aVR, aVL, aVF, V1, V2, V3, V4, V5, V6
ECG waveforms	3-lead : 1 channel 5-lead : 2/7 channels 10-lead : 12 channels
Heart Rate Range	Adult : 30 to 300bpm, Neonate/Pediatric : 30 to 350 bpm
Heart Rate Accuracy	± 1 bpm or ± 1%, whichever is greater
Sweep speed	6.25, 12.5, 25, 50 mm/sec
Filter	- Diagnosis : 0.05 to 150 Hz - Monitoring : 0.5 to 40 Hz - Moderate : 0.5 to 25 Hz - Maximum : 5 to 25 Hz
S-T segment detection range	-2.0 to 2.0 mV
Arrhythmia analysis	ASYSTOLE, VTACH, VFIB, BIGEMINY, ACCVENT, COUPLET, IRREGULAR, PALUSE, PVC, RONT, TRIGMINY, VBRADY, SHORTRUN
Diagnostic analysis	120 kinds
Pacemaker Detection Mode	Indicator on waveform display (user selectable)
Protection	Against electrosurgical interference and defibrillation

Respirations

Method	Thoracic impedance
Channel Selection	RA-LA or RA-LL
Measurement range	5 to 120 Breath per minute
Accuracy	± 1breath per minute
Apnea alarm	Yes

SpO₂

Saturation range	0 to 100%
Saturation accuracy	70 to 100% ± 2 digits, 0 to 69% unspecified
Pulse rate range	30 to 254 bpm
Pulse rate accuracy	± 2 bpm

Bionet NIBP

Method	Oscillometry
Operation mode	Manual/Automatic/Continuous
Pressure range	0 to 300mmHg (Accuracy ±3mmHg)
Measurement range	Adult Pressure : 20 to 260 mmHg Pediatric Pressure : 20 to 230 mmHg Neonate Pressure : 20 to 120 mmHg
Accuracy	Mean error : less than ±5 mmHg Standard deviation : less than 8mmHg

Suntech NIBP (Option)

Method	Oscillometry
Operation mode	Manual/Automatic/Continuous
Pressure range	0 to 300mmHg (Accuracy ±3mmHg)
Safety pressure	Adult : 300 mmHg Neonate : 150 mmHg
Measurement Range	Adult Pressure : 20 to 260 mmHg Pulse Rate : 30 to 220 BPM Pediatric Pressure : 20 to 160 mmHg Pulse Rate : 30 to 220 BPM Neonate Pressure : 20 to 130 mmHg Pulse Rate : 30 to 220 BPM
Accuracy	Meets accuracy requirements of ANSI/AAMI SPT0 : 1992 AND 2002

Temperature

Channels	2
Measurement range	0 to 50°C (32 to 122°F)
Accuracy	25°C to 50°C : ±0.1°C 0°C to 24°C : ±0.2°C
Compatibility	YSI Series 400 temperature probes

IBP(Optional)

Channels	2
Measurement range	-50 to 300mmHg
Accuracy	<100mmHg : ±1mmHg >=100mmHg : ±1% of reading
Pulse rate range	0 to 300bpm
Zero balancing	Range : ±200mmHg Accuracy : ±1mmHg Drift : ±1mmHg over 24hours
Transducer sensitivity	5µV/mmHg

Sidestream EtCO₂ - Respironics (Option)

Measurement range	0 to 150 mmHg, 0 to 19%
Accuracy	0 to 40mmHg ±2 mmHg, 41 to 70mmHg ±5% of reading, 71 to 100mmHg ±8% of reading, 101 to 150mmHg ±10% of reading
Respiration rate	2 to 150 breath per minute
Respiration accuracy	±1 breath per minute

Mainstream EtCO₂ - Respironics (Option)

Measurement range	0 to 150 mmHg, 0 to 19%
Accuracy	0 to 40mmHg ±2 mmHg, 41 to 70mmHg ±5% of reading, 71 to 100mmHg ±8% of reading, 101 to 150mmHg ±10% of reading
Respiration rate	0 to 150 breath per minute
Respiration accuracy	±1 breath per minute

* Specifications can be changed without prior notification.

* You may have distortion or signal noise when you use nonstandard or other brand's accessories.
We strongly recommend you use only the authorized accessories which we supply.

BM5

Enhanced & expendable
multi-parameter patient monitor



SUPERIOR ADVANTAGES

- ▶ ECG, SpO₂, NIBP, Respiration, 2IBP, 2Temperature, EtCO₂
- ▶ 10.4" color TFT LCD with 6 waveforms
- ▶ Individual sweep speed setting for each parameter
- ▶ 128 full hours trend data are stored
- ▶ SpO₂ measurement with very low perfusion detection and pulse beep
- ▶ Screen freeze ON/OFF
- ▶ External VGA output for large screen (Option)
- ▶ Connected to BM Central monitoring system using LAN or W-LAN
- ▶ Li-ion Battery with longer life time (1 hour for continuous operation)
- ▶ Enhanced & extendible multi-parameter
 - Mainstream/Sidestream EtCO₂ (Option)
 - 12Ch ECG Measurement Module (BM5 CS, BM5 CX)
 - High-performance Suntech NIBP (BM5 XP, BM5 CX)
- ▶ High-performance ECG detection and analysis
 - Enhanced Input impedance for dry skin or electrode patch
 - ST level, PVC count real-time display
 - 13 kinds of Arrhythmia analysis
 - Pacemaker detection function
 - 120 kinds of resting ECG analysis (BM5 CS, BM5 CX)
- ▶ Enhanced data management
 - Graphical and Tabular trends
 - 20cases * 10 sec alarm waveform are stored, reviewed and printed

SPECIFICATIONS

General >>>

■ Monitor Performance Specifications

Display, Resolution	12.1" color TFT, 800 x 600 pixels
Dimension, Weight	320(W) x 246(H) x 227(D) mm, approx. 5.0kg
Trace	6 waveforms : 2*ECG, SpO ₂ , RR or EtCO ₂ , 2*IBP Sweep speed : 6.25, 12.5, 25, 50 mm/sec
Indicators	Categorized alarms (3 priority levels) Visual alarm lamp handle and Alarm sound QRS beep & SpO ₂ pulse beep SpO ₂ pitch tone Battery status, External power LED
Interfaces	Touch screen , Rotary knob
Connectors	DC input connector : 18VDC, 2.5A Defibrillator Sync. Output : - Signal Level : 0 to 5V pulse - Pulse width : 100 ±10 ms LAN digital output for transferring data Nurse call system connection : - 0.3A at 125 VAC - 1A at 24 VDC External VGA monitor connection DC output : 5VDC, 1A Max
Battery	Rechargeable Li-ion battery, 3hours of continuous operation
Thermal Printer (option)	Speed : 25, 50mm/sec, Paper width : 58mm
Data Storage	168hours trends 20cases of 10sec alarm waveform USB memory storage
Language	English, French, Spanish, Italian, Germany, Chinese, Russian, Czech, Polish, Turkish, Japanese, Romanian, Portuguese, Bulgarian, Hungarian

■ Accessory

Standard Accessory	5-Lead ECG cable (MECA5 (AHA), MECE5(IEC)) 1ea Electrodes 1ea NIBP extension tube(3m) 1ea Reusable Adult Cuff(25-35cm) 1ea SpO ₂ extension cable(2m) 1ea Reusable Adult SpO ₂ probe 1ea DC adapter(18VDC, 2.5A) 1ea
Optional Accessory	3-lead patient cable 10-lead patient cable Reusable temperature probe (surface/skin) IBP transducer kit (disposable/reusable) Side stream EtCO ₂ filter line set Mainstream EtCO ₂ airway adapter

■ Order Specification

Ordering Name	Function Description
BM7	7Ch ECG, SpO ₂ , Bionet NIBP, 2TEMP, 2IBP, EtCO ₂
BM7 XP	7Ch ECG, SpO ₂ , Suntech NIBP, 2TEMP, 2IBP, EtCO ₂
BM7 CS	12Ch ECG, SpO ₂ , Bionet NIBP, 2TEMP, 2IBP, EtCO ₂
BM7 CX	12Ch ECG, SpO ₂ , Suntech NIBP, 2TEMP, 2IBP, EtCO ₂

■ Optional Module

120200-011400	Mainstream CO ₂ module
120200-011500	Sidestream CO ₂ module



Bionet Co., Ltd.

1101 11F E&C Venture Dream Tower 3rd, zzz197 - 33
Guro - Dong, Guro - Gu, Seoul, Korea. 152 - 050
email:sales@ebionet.com website : www.ebionet.com

CARDIO CONSUMABLES PVT. LTD

NO : 153, 18th STREET,
CHOWDRY NAGAR,
VALASARAVAKKAM,
Chennai - 600 087

Performance >>>

■ ECG	
Lead type	3-lead, 5-lead
Lead Selection	3-lead : I, II, III 5-lead : I, II, III, aVR, aVL, aVF, V
ECG waveforms	3-lead : 1 channel 5-lead : 2 / 7 channels
Heart Rate Range	Adult : 15 - 300 bpm, Neonate/Pediatric : 15 - 350 bpm
Heart Rate Accuracy	±1bpm or ±1%, whichever is greater
Sweep speed	6.25, 12.5, 25, 50 mm/sec
Filter	Diagnosis mode : 0.05 ~ 150 Hz Monitoring mode : 0.5 ~ 40 Hz Moderate mode : 0.5 ~ 20 Hz Maximum mode : 5 ~ 20 Hz
S-T Segment Detection Range	-2.0 to 2.0 mV
Arrhythmia Analysis	ASYSTOLE, VTACH, VFIB, BIGEMINY, ACCVENT, COUPLE, IRREGULAR, PAUSE, PVC, RONT, TRIGEMINY, VBRADY, SHORTRUN
Pacemaker Detection Mode	Indicator on waveform display (user selectable)
Protection	Against electro-surgical interference and defibrillation
■ 12Channel ECG (Option)	
Lead type	3-lead, 5-lead, 10-lead
Lead Selection	3-lead : I, II, III 5-lead : I, II, III, aVR, aVL, aVF, V 10-lead : I, II, III, aVR, aVL, aVF, V1, V2, V3, V4, V5, V6
ECG waveforms	3-lead : 1 channel 5-lead : 2 / 7 channels 10-lead : 12 channels
Heart Rate Range	Adult : 15 - 300bpm, Neonate/Pediatric : 15 - 350bpm
Heart Rate Accuracy	±1bpm or ±1%, whichever is greater
Sweep speed	6.25, 12.5, 25, 50mm/sec
Filter	Diagnosis mode : 0.05 ~ 150 Hz Monitoring mode : 0.5 ~ 40 Hz Moderate mode : 0.5 ~ 20 Hz Maximum mode : 5 ~ 20 Hz
S-T Segment Detection Range	-2.0 to 2.0mV
Arrhythmia Analysis	ASYSTOLE, VTACH, VFIB, BIGEMINY, ACCVENT, COUPLE, IRREGULAR, PAUSE, PVC, RONT, TRIGEMINY, VBRADY, SHORTRUN
Diagnostic Analysis	120 kinds
Pacemaker Detection Mode	Indicator on waveform display (user selectable)
Protection	Against electro-surgical interference and defibrillation
■ Respiration	
Method	Thoracic impedance
Channel Selection	RA-LA or RA-LL
Measurement Range	5 - 120 Breath per minute
Accuracy	±1breath per minute
Apnea Alarm	Yes
■ SpO₂	
Saturation Range	0 to 100%
Saturation Accuracy	70 to 100% ±2 digits, 0 to 69% unspecified
Pulse Rate Range	0 to 254 bpm
Pulse Rate Accuracy	±2 bpm
■ NIBP	
Method	Oscillometry with linear deflation
Operation Mode	Manual / Automatic / Continuous
Pressure Measurement range	0-300mmHg
Safety pressure	Adult : 300mmHg Neonate : 150mmHg
Blood pressure Measurement range	Adult Pressure : 20 to 260 mmHg Pediatric Pressure : 20 to 230 mmHg Neonate Pressure : 20 to 120 mmHg
Accuracy	Mean error : less than ±5 mmHg Standard deviation : less than 8 mmHg
■ Suntech NIBP	
Method	Oscillometry
Operation Mode	Manual / Automatic / Continuous
Pressure Measurement range	0-300mmHg
Safety pressure	Adult : 300mmHg Neonate : 150mmHg
Blood pressure Measurement Range	Adult Pressure : 40 to 260 mmHg Pulse Rate : 30-220 BPM Pediatric Pressure : 20-160 mmHg Pulse Rate : 30-220 BPM Neonate Pressure : 20-130 mmHg Pulse Rate : 30-220 BPM
Accuracy	The static pressure measurement is within ±3 mmHg Meets ANSI/AAMI SP10 2002.
■ Temperature	
Measurement Range	15 to 45°C (59 to 113°F)
Accuracy	±0.1°C
Compatibility	YSI Series 400 temperature probes
■ IBP	
Channels	2
Measurement Range	-50 to 300mmHg
Accuracy	<100mmHg : ±1mmHg ≥100mmHg : ±1% of reading
Pulse Rate Measurement Range	0 to 300bpm
Zero Balancing	Range : ±200mmHg Accuracy : ±1mmHg Drift : ±1mmHg over 24hours
Transducer sensitivity	5 _v /mmHg
Pulse Rate Measurement Range	0 to 300bpm
■ Side stream CO₂ (Option)	
Measurement Range	0 to 150 mmHg, 0 to 19%
Accuracy	0-40 mmHg ±2 mmHg 41-70 mmHg ±5% of reading, 71-100 mmHg ±8% of reading, 101-150 mmHg ±10% of reading
Respiration Rate	2 to 150 breath per minute
Respiration Accuracy	±1breath per minute
■ Mainstream CO₂ (Option)	
Measurement range	0 to 150 mmHg, 0 to 19%
Accuracy	0-40mmHg ±2 mmHg, 41-70mmHg ±5% of reading, 71-100mmHg ±8% of reading, 101-150mmHg ±10% of reading
Respiration Rate	0 to 150 breath per minute
Respiration Accuracy	±1breath per minute

*Specifications can be changed without prior notification.
*You may have distortion or signal noise when you use nonstandard or other brand's accessories.
*We strongly recommend you use only the authorized accessories which we supply.

Patient Monitor



Premium Patient Monitor for Intensive Care

New BM7

- * 12.1" large TFT Screen display
- * Touch screen operation display
- * More powerful & enhanced functions

Features & Benefits

- * 12.1" large color TFT screen with maximum 6 waveforms
- * 168 full hours of trend data stored
- * 4-split large parameter display

- * OxyCRG
- * Drug calculation
- * Freeze ON-OFF
- * ST level analysis histogram

- ECG, SpO₂, NIBP, Respiration, 2 Temp, 2 iBP
- Main / Side / Stream EtCO₂
- 12-Lead ECG analysis
- 13 kinds of arrhythmia analysis
- 120 kinds of resting ECG analysis (option)
- High performance Suntech NIBP
- Li-ion battery with longer life time
- connectible to BM Central Monitoring System using LAN or W-LAN



Bionet

SPECIFICATIONS

ECG leads	12 channel simultaneous ECG and acquisition
Dimensions	300(W) x 299(H) x 123(D) mm , Approx. 4 kg
Record	12ch. Auto, Rhythm, Disclosure , Arrhythmia Detect
Recording channel	3CH+1RHV, 3CH+3RHV, 6CH+1RHV, 12CH, 1CH Long Time(1min, 3min, 5min,10min) and Special Report
Sensitivity	2.5, 5, 10, 20, auto(1~aVF:10, V1~V6:5) mm/mV
Printing speed	5, 12.5, 25, 50, 100 mm/s
Sampling rate	2,000 sample per second
Filters	AC (50/60 Hz, -20dB or better), Muscle (25~35Hz, -3dB or better), Base line drift (0.05, 0.1, 0.2Hz, -3dB or better), Low pass filter (off, 40Hz, 100Hz, 150Hz)
Display	7" Color TFT wide display (800 x 480)
Monitor display	HR, ID, date, AC or Battery state, sensitivity, speed, number of saved data, printing form, rhythm lead
User interface	Touch screen, Hot Key, Barcode Scanner, USB Keyboard
Patient data	ID, name, age, sex, height, weight, smoke, race
Basic measurement	Heart rate, PR, QRS, QT/QTc, P-R-T axis
Recorder	Thermal print head, roll paper Report papers: (width x length) - A4: 215mm(8.5") x 297mm(11.7") - Letter: 215mm(8.5") x 280mm(11") Resolution - vertical: 8dot/mm - horizontal: 16dot/mm
Electrical	Internal noise: 20uV(p-p)max / Input impedance: More than 50MΩ Input voltage range: ± 5mV / CMRR: Greater than 105dB DC offset voltage: ≥ ± 400mV Patient leakage current: < 10uA / Frequency response: 0.05 ~ 150 with in -3dB Isolated , Defibrillation and ESU protected
Signal quality control	Pacemaker pulse detection Lead fault detection, Signal saturation detection
ECG data storage	Internal Storage for 200 ECGs and external USB memory stick
Power	Input : 100-240 V~, 2-1A, 50/60Hz Output : 60 VA max
External link	LAN, 2 USB Port, WiFi(Optional)
File format	PDF, JPG, XML, MFER, DICOM
Battery	Type : Replaceable and rechargeable, Lithium ion Capacity : 360 minutes of continuous operation without recording or 200 ECGs with charged during approximately 3 hours
Communication	PC connetion with RS232 interface and LAN, USB Memory, USB Barcode Scanner
Safety conformity	Class I, Type CF, CE, FDA, KFDA, CFDA, NCC
Environment	Operating humidity: 30~85% / Operating temperature: 10~40°C
Standard accessory	Power cord (1EA), Patient cable (1EA), Limb 1Set(4EA), Chest ball 1Set(6EA), ECG gell(1EA), ECG paper(1EA), Operation manual(1EA), Dignosis guide(1EA)
Options	Rechargeable battery, Cart, Hanger

* Specifications can be changed without prior notification.


CARDIO CONSUMABLES PVT. LTD
 NO : 153, 18th STREET,
 CHOWDRY NAGAR,
 VALASARAVAKKAM,
 Chennai - 600 087
 Contact : 044-24864177 / 24866177



Cardio7

Affordable, yet Powerful 12ch Resting ECG as ever

12 channel Interpretive Resting ECG with
7" Full Touch Screen Color TFT LCD



Technical Specifications

ECG leads	12 lead, simultaneous ECG and acquisition
Dimension	296 (W) x 305.5 (H) x 92.5 (D)mm, Approx.2.98 kg
Recording channel	3, 6, 12 channel and 1 channel (60 sec)
Sensitivity	5, 10, 20, auto (1~aVF: 10, V1~V6: 5) mm/mV
Printing speed	12.5, 25, 50 mm/S
Sampling rate	500 samples/sec
Filters	AC (50/60Hz, -20dB or better) Muscle (25 ~ 35Hz, -3dB or better) Base line drift (0.1 Hz, -3dB or better) Low pass filter (off, 40Hz, 100Hz, 150Hz)
Display	2 x 16 character backlit LCD Display
LCD display	Sensitivity, speed, filter status, HR, printing form, rhythm lead
LED indicator	Signal quality, power source, battery
Keyboard	Membrane keyboard, Alphanumeric and symbol available
Patient data	ID, name, age, sex, height, weight
Basic measurement	Heart rate, PR int, QRS dur, QT/QTc, P-R-T axis
Recorder	Thermal print head, Thermal roll paper Report papers : width : A4 : 210mm or 8.5" , length : A4 : 300mm or 11" Effective writing width: 204mm Resolution : Vertical : 8 dots/mm, Horizontal : 16 dots/mm
Electrical	Internal noise : 20 V(p-p)max Internal circuit: Floating input Isolated and defibrillation protected Input impedance : $\geq 10\text{MW}$ Input voltage range : $\geq \pm 5\text{ mV}$ Common Mode Rejection : $\geq + 100\text{ dB}$ DC offset voltage range : $\geq \pm 300\text{ mV}$ Time constant : 3.2sec Patient leakage current : $< 10\text{ mA}$ Frequency response 0.05~150Hz
Signal quality control	Disconnected lead detection
Power	Power supply : AC or built-in Battery (option) Power requirement : 100 - 240 Vac, 50/60Hz, 1.0 - 0.5 A Power consumption : 60W max
Battery	1 hour of normal use (approximately 100 automatic ECG printouts)
Communication	PC connection with RS-232 interface and LAN
Safety	Class I, Type BF
Conformity	CE, CSA, FDA, KFDA, SFDA, CCC
Environment	Operating humidity : 30 ~ 85 % Operating Temperature : 10 ~ 40 C Atmospheric pressure : 70 ~ 106 KPa
Standard accessory	Power cord 1EA, Patient cable 1EA, Limb 1 set (4 EA), Chest ball 1 set (6EA), Chart paper 1 EA, Operation manual 1EA
Options	Rechargeable battery, Cart, Hanger, Bag, PC S/W

* Specifications can be changed without prior notification

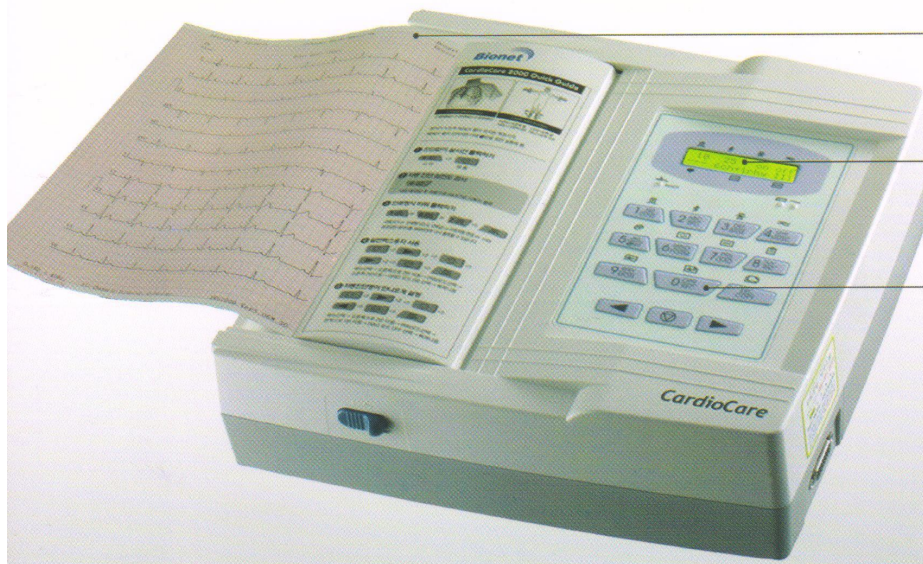
FDA CE 0123

CARDIO CONSUMABLES PVT. LTD
NO : 153, 18th STREET,
CHOWDRY NAGAR,
VALASARAVAKKAM,
Chennai - 600 087
Contact : 044-24864177 / 24866177



CardioCare 2000

Interpretive 12 Channel Resting ECG



A4 size print-out

Backlight Display

One-touch operation
(monitoring,
recording mode)

- Convenient A4 size print-outs allow for easy chart filing
- Copy function allows varied printouts from single patient sample
- Grid function allows you to use low cost plain fax paper
- One-touch operation (monitoring, recording mode)
- Accurate simultaneous 12 channel cardiac data acquisition
- Over 130 kinds of interpretation results based on advanced
- Minnesota code
- High-Quality 12ch interpretive ECG
- Free S/W upgrade via internet



Technical Specifications

Performance	
SpO ₂ (Blood oxygen saturation)	Range: 40 to 100% Accuracy: 70-100%, $\pm 2\%$ 0-69% Unspecified
BPM (Heartbeat)	Range: 30 to 250 bpm Accuracy: ± 2 bpm
Trend	Memory: 30 days at 10 second interval
Display	
Type	3.2" TFT LCD (Resolution: 240 x 400 pixel)
Display parameter	SpO ₂ , BPM, SpO ₂ limit, BPM limit, Level Bar, Heartbeat wave, Time and Date, Alarm volume, Battery status and brightness
LED Display	Sensor separation, Alarm silence, Charging status and power connection
Power Supply	
Power consumption	24VA (max)
Adaptor	Input: 100-240V~, 50-60Hz, 0.4A Output: +5V, 2.0A
Battery	Type: Lithium
General	
Operating temperature	5°C to 40°C
Non-operating temperature	-20°C to 70°C
Humidity	5% to 95%
Operating altitude	-1000 ft to 12000 ft
Weight	300g
Size	45(H)x210(W)x75(D)mm
Accessory	
Standard	Adult reusable SpO ₂ finger sensor 1ea AC adaptor 1ea Pole mount bracket 1ea

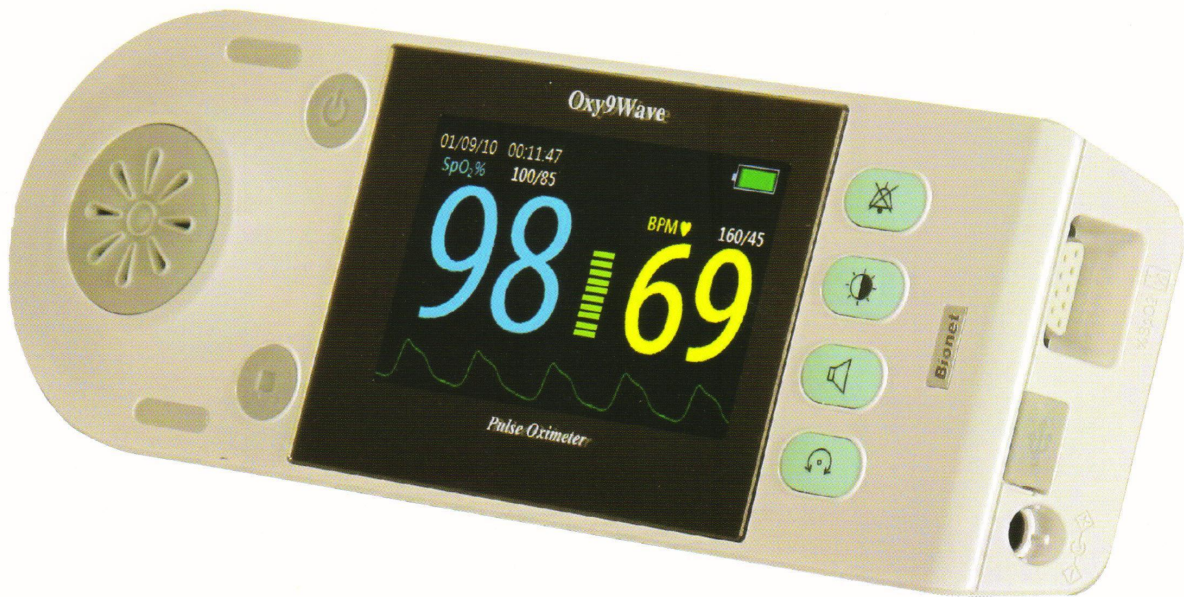


CARDIO CONSUMABLES PVT. LTD
 NO : 153, 18th STREET,
 CHOWDRY NAGAR,
 VALASARAVAKKAM,
 Chennai - 600 087
 Contact : 044-24864177 / 24866177



Oxy9 Wave

The Most Accurate Pulse Oximeter



High Performance

3.2" color TFT LCD for clear view
Large memory : Up to 30 days in 10 secs
Nellcor compatibility

User Convenience

Vertical & horizontal display of measurement value
Intuitive operation